

## SPECIAL CORONAVIRUS ISSUE

### Message from the SBCWDB Director

Today's release includes the March unemployment numbers that begins to reflect the impact of the Coronavirus (COVID-19). The week that contains March 12 predated many of the coronavirus-related business and school closures in the second half of month with the Stay-at-Home orders by Governor Newsom on March 19.

The county unemployment rate for March was 5.6% versus 4.6% in February and 4.7% in March of last year. What is also interesting is California's state unemployment rate of 5.6% is the same as the county's which typically much lower than the state as a whole.

The county workforce numbers of 215,000 are those able to work although does not include those who have stopped looking for employment. Out of the 215,000, 12,000 were unemployed last month.

You will also notice that the Leisure & Hospitality industry had the largest decline specifically with the Food Services & Drinking Places. Many restaurants have tried to stay open by offering takeouts and delivery options while tasting room and breweries offer online purchases.

Unfortunately, the unemployment numbers will reflect much higher in next month's report with approximately 1.65 million claims processed in March. In addition, as part of the Coronavirus Aid, Relief and Economic Security (CARES) Act, the Pandemic Unemployment Assistance (PUA) Program is being created to help unemployed business owners, self-employed, independent contractors in California and has finally announced on their website they will begin taking applications on April 28. You will most likely see these numbers reflected in the State's unemployment report in June.




In the upcoming months, we will continue to report these unprecedented numbers and provide more details of the breakdown. We encourage you to support our local businesses as much as possible. For businesses who are laying off or furloughing employees, please contact our Business Services Strategist, Alma Janabajab at [alma@sbcwdb.org](mailto:alma@sbcwdb.org). The Business Services team will provide you with information and resources for your business and employees during this transition and during the economic recovery. Stay informed by visiting the County's [ReadySBC.org/EconomicRecovery](https://www.ready.sbc.org/EconomicRecovery) website.

# Labor Market Report

## March 2020

Today the State of California Labor Market Information Division (LMID) released its Monthly Press Release on Unemployment and Industry Sector job growth/decline in Santa Barbara County.

### Highlights

	MAR 2020 PRELIM	FEB 2020 REVISED	MAR 19
 <b>SBC UNEMPLOYMENT RATE*</b>	5.6%	4.6%	4.7%
 <b>CA UNEMPLOYMENT RATE</b>	5.6%	4.3%	4.5%
 <b>U.S. UNEMPLOYMENT RATE</b>	4.5%	3.8%	3.9%

	MAR 2020 PRELIM	FEB 2020 REVISED	PERCENT CHANGE (FROM FEB 20)
 <b>LABOR FORCE</b>	215,000	215,500	-0.2%
 <b>EMPLOYMENT</b>	203,000	205,600	-1.3%
 <b>UNEMPLOYMENT</b> <small>JOB SEEKERS</small>	12,000	9,900	21.2%



**LARGEST GAIN (Sector)\*\*** Farm: **1,900** jobs



**LARGEST DECLINE (Sector)\*\*** Leisure & Hospitality: **700** jobs

\***Note:** This Unemployment Rate does not capture the “non-participation” numbers of people who have stopped looking for work. This non-participation rate is not measured for Santa Barbara County—but is for the nation, and in most recent data it adds *one percentage point* to the unemployment rate.

\*\*Indicates change since the February 2020

## Santa Barbara County Labor Force Data by City

	LABOR FORCE	EMPLOYMENT	UNEMPLOYMENT	UNEMPLOYMENT RATE
<b>BUELLTON</b>	2,700	2,600	100	2.3%
<b>CARPINTERIA</b>	7,100	6,800	300	4.7%
<b>GOLETA</b>	16,700	16,200	500	2.9%
<b>GUADALUPE</b>	3,200	3,100	200	4.7%
<b>LOMPOC</b>	17,200	15,900	1,300	7.6%
<b>SANTA BARBARA</b>	49,100	47,800	1,400	2.8%
<b>SANTA MARIA</b>	50,600	45,200	5,400	10.7%
<b>SOLVANG</b>	3,000	2,900	100	3.2%

**NOTES:** Data may not add due to rounding.

All unemployment rates shown are calculated on unrounded data.

## Santa Barbara County Industry Breakdown

INDUSTRY	FEB 2020 REVISED	MAR 2020 PRELIM	CHANGE (MONTH)	MAR 2019	CHANGE (YEAR)
<b>TOTAL, ALL INDUSTRIES</b>	206,100	207,400	1,300	205,900	1,500
<b>TOTAL FARM</b>	16,800	18,700	1,900	19,200	(500)
TOTAL NONFARM	189,300	188,700	(600)	186,700	2,000
MINING, LOGGING, AND CONSTRUCTION	9,800	9,700	(100)	10,000	(300)
MINING AND LOGGING	1,000	1,000	0	1,100	(100)
CONSTRUCTION	8,800	8,700	(100)	8,900	(200)
MANUFACTURING	13,100	13,000	(100)	12,900	100
TRADE, TRANSPORTATION & UTILITIES	27,400	27,400	0	26,700	700
INFORMATION	4,000	4,100	100	4,000	100
FINANCIAL ACTIVITIES	7,200	7,200	0	7,200	0
PROFESSIONAL & BUSINESS SERVICES	23,700	23,700	0	22,900	800
EDUCATIONAL & HEALTH SERVICES	29,000	29,000	0	28,000	1,000
LEISURE & HOSPITALITY	28,300	27,600	(700)	28,100	(500)
OTHER SERVICES	6,500	6,400	(100)	6,400	0
GOVERNMENT	40,300	40,600	300	40,500	100



## **ABOUT THE WORKFORCE DEVELOPMENT BOARD of Santa Barbara County**

The Workforce Development Board, [www.SBCWDB.org](http://www.SBCWDB.org), is dedicated to serving the workforce needs of businesses, adults, laid-off workers and youth throughout Santa Barbara County. The WDB is a public/private partnership created by the Federal Workforce Innovation & Opportunity Act and is staffed by the County of Santa Barbara.

### **Currently the America's Job Center of California (AJCC) locations are closed to observe the Stay-at-Home orders.**

**Once the AJCCs reopen:** Job seekers and employers can take advantage of free services at two America's Job Center of California (formerly called the Workforce Resource Centers or "One-Stops") to help find work or new employees. Programs include employment services for job seekers, the latest labor market information and regional workforce research for businesses, as well as training that specialize in helping people gain the skills and confidence necessary to find and obtain a job. The America's Job Center of California locations are at:

1410 S. Broadway in Santa Maria, 805.614.1550

130 E. Ortega Street in Santa Barbara, 805.568.1296

### **Santa Barbara County Industry Clusters of Opportunity (designated by WDB)**

Healthcare

Energy and Environment

Building and Design

Aerospace and Defense

Biotechnology and Related Devices

Information and Communication Technologies

Business Services

Food, Beverage and Agriculture

Tourism and Hospitality

For more information, please go to: [http://www.labormarketinfo.edd.ca.gov/file/lfmonth/satb\\$pdps.pdf](http://www.labormarketinfo.edd.ca.gov/file/lfmonth/satb$pdps.pdf) for the State Report on Santa Barbara County's unemployment figures.

### **Workforce Development Board of Santa Barbara County**

130 E. Ortega Street | Santa Barbara, CA 93101 | 805.681.4453 | FAX 805.884.6811 | [sbcwdb.org](http://sbcwdb.org)

#### **Contact**

Raymond L. McDonald, Executive Director | 805.681.4540

Alma Janabajab, Business Services Strategist | 805.884.6812